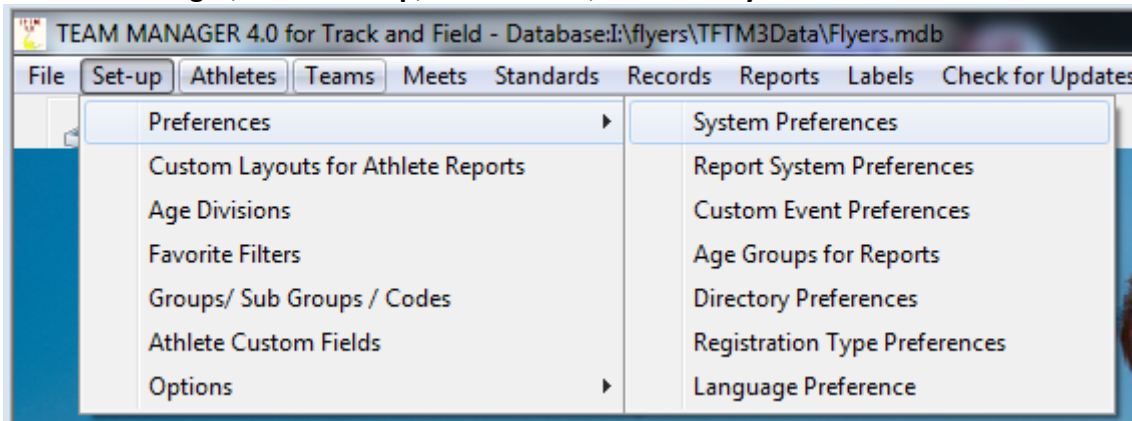
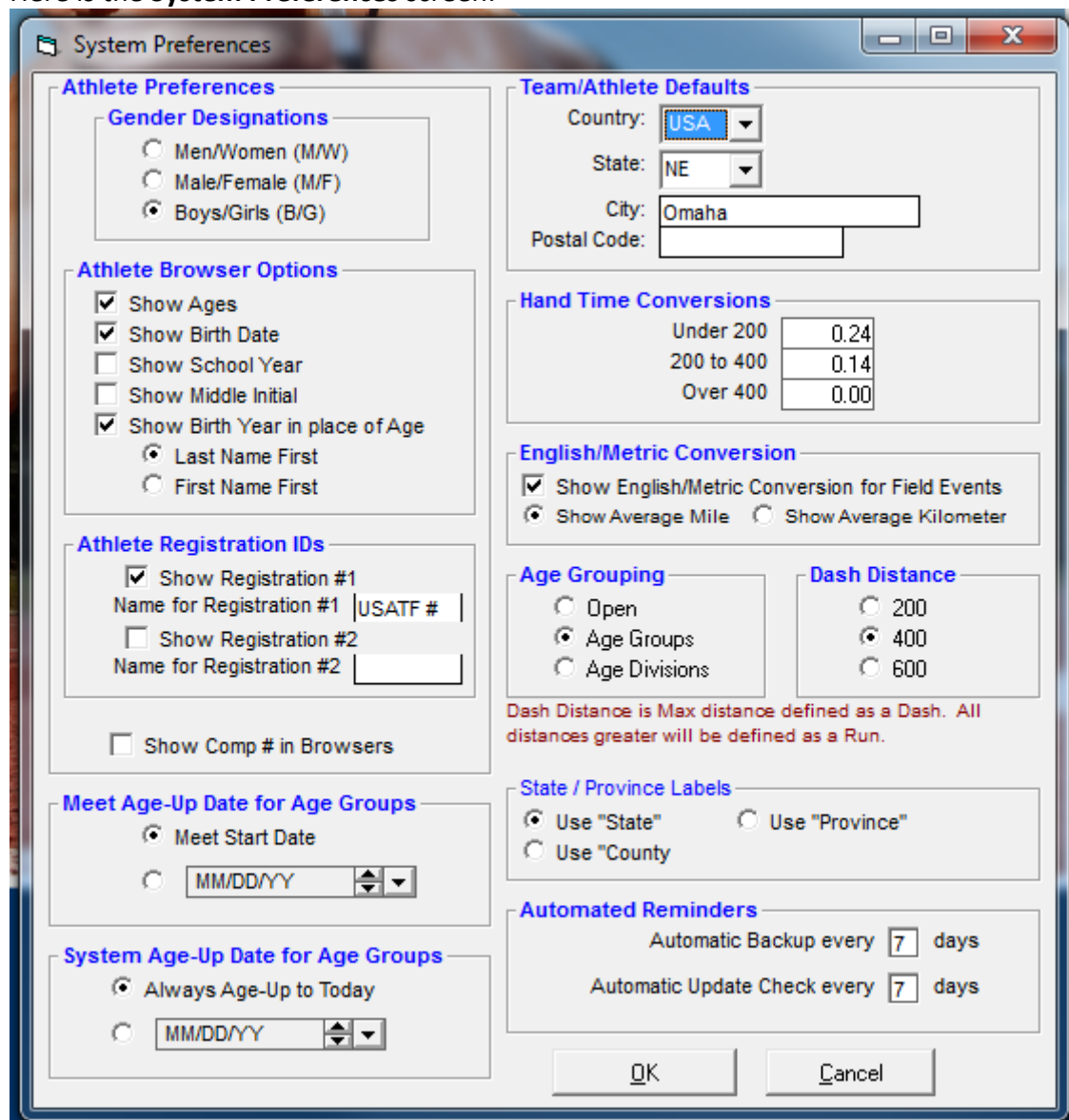


## Adding a "USATF #" field to your Athlete Information screen in Hy-Tek Team Manager

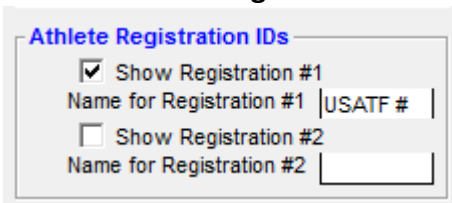
In Team Manager, select **Set-up, Preferences**, and then **System Preferences**:



Here is the **System Preferences** screen:



In the **Athlete Registration IDs** section (shown below), check the box next to **Show Registration #1**. In the **Name for Registration #1** field, enter **USATF #**.

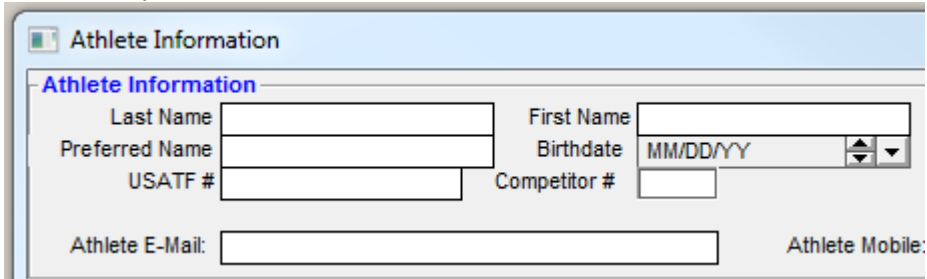


Athlete Registration IDs

Show Registration #1  
Name for Registration #1 | USATF # |

Show Registration #2  
Name for Registration #2 |

Now when you view the **Athlete Information** screen, the new **USATF #** field should appear:



Athlete Information

Athlete Information

Last Name	<input type="text"/>	First Name	<input type="text"/>
Preferred Name	<input type="text"/>	Birthdate	MM/DD/YY <input type="button" value="↑"/> <input type="button" value="↓"/>
USATF #	<input type="text"/>	Competitor #	<input type="text"/>
Athlete E-Mail:	<input type="text"/>		Athlete Mobile:

Questions? Contact Darwin Gushard at [darwin1984@yahoo.com](mailto:darwin1984@yahoo.com) or (402) 593-2327.